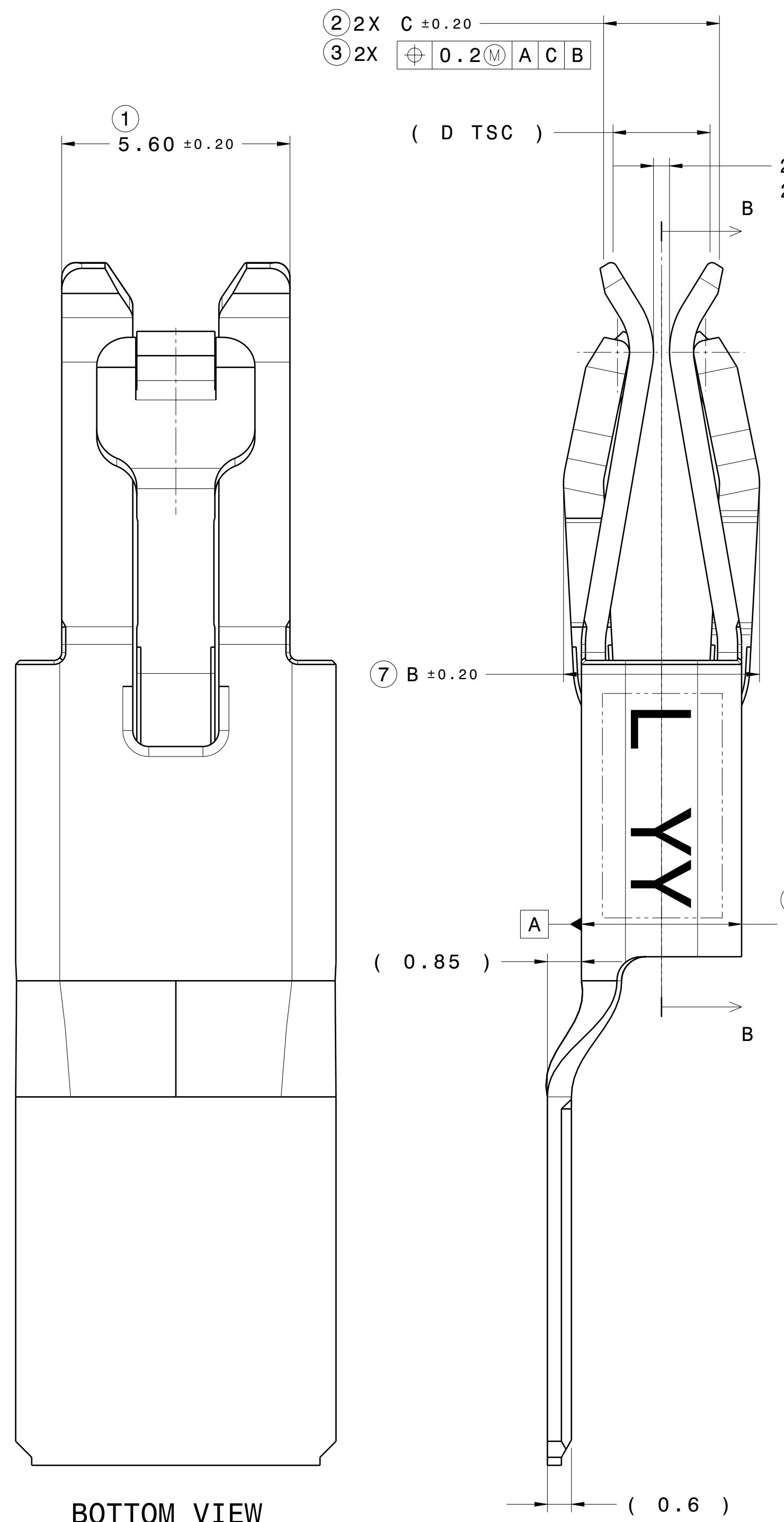
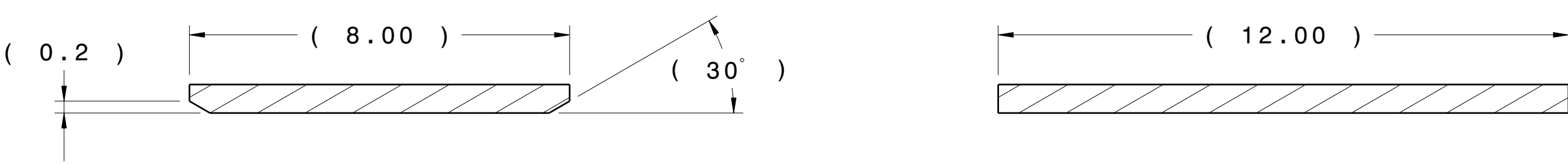


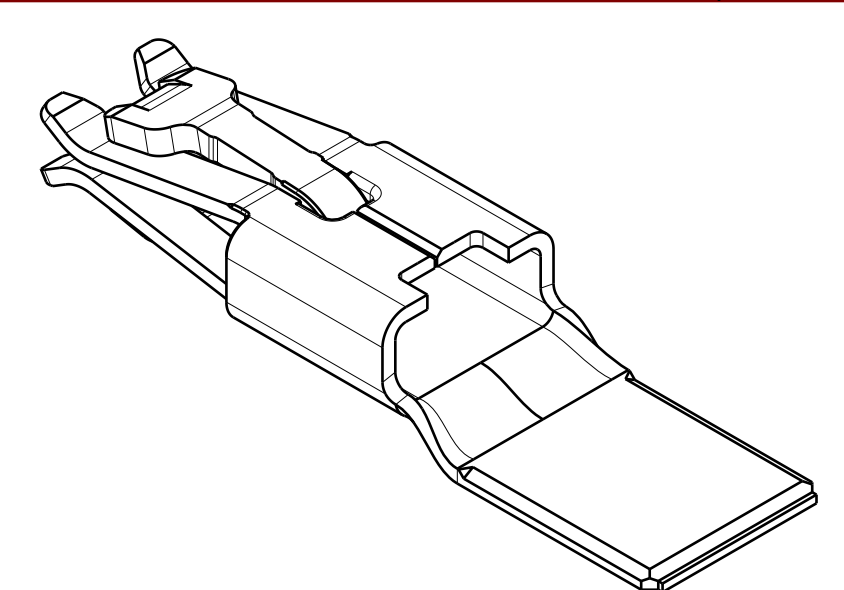
SECTION VIEW B-B



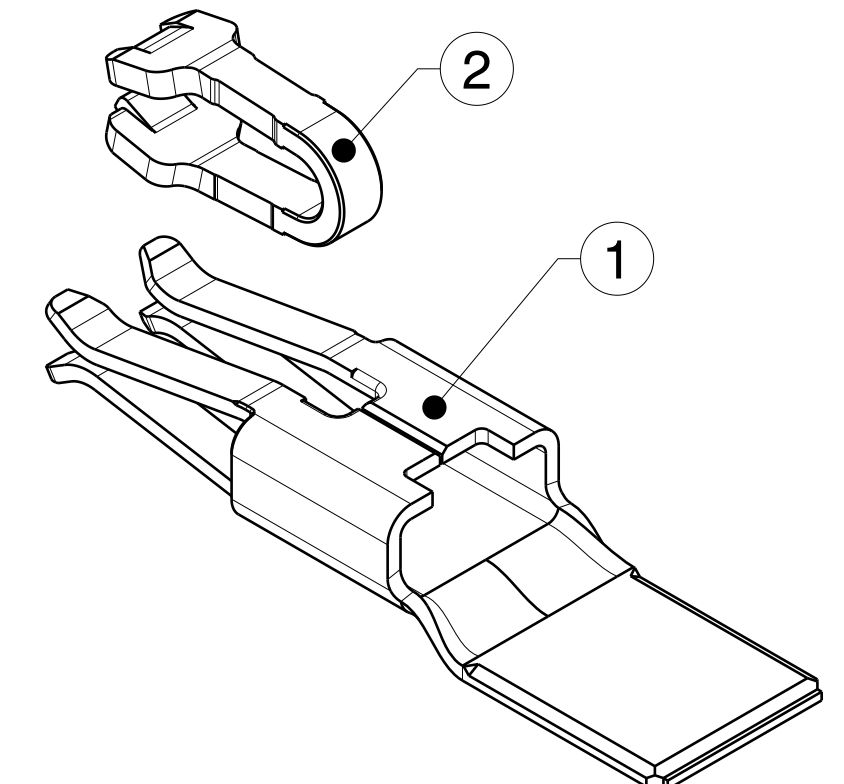
SECTION VIEW C-C FOR E21615700 ONLY



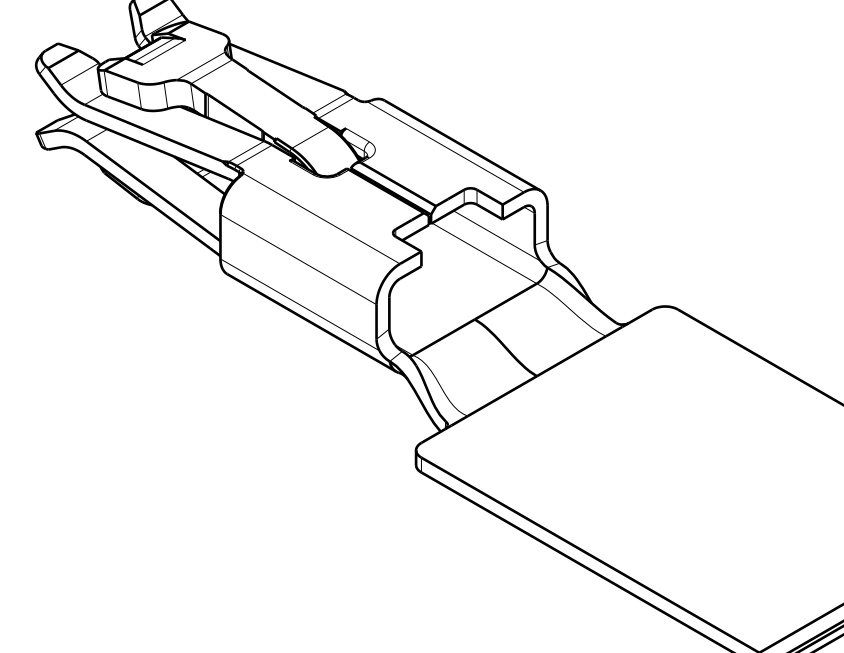
SECTION VIEW C-C FOR E21615700 ONLY



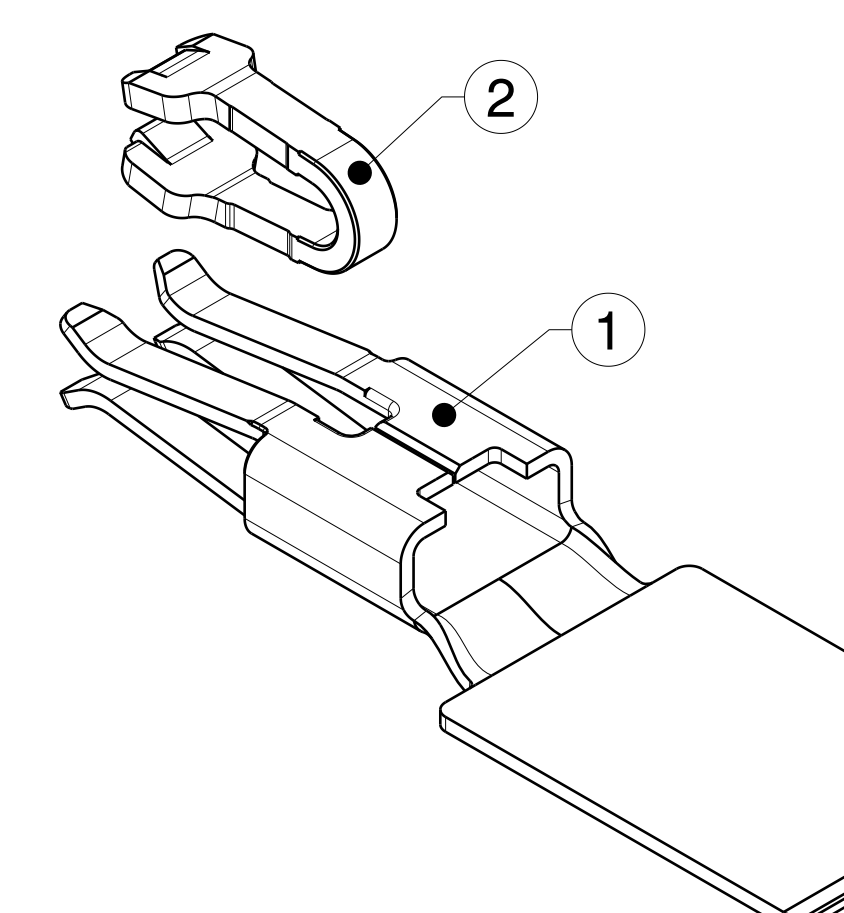
ISOMETRIC VIEW Scale: 4:1 E00319200, E02428900, E06951200 & E02429300



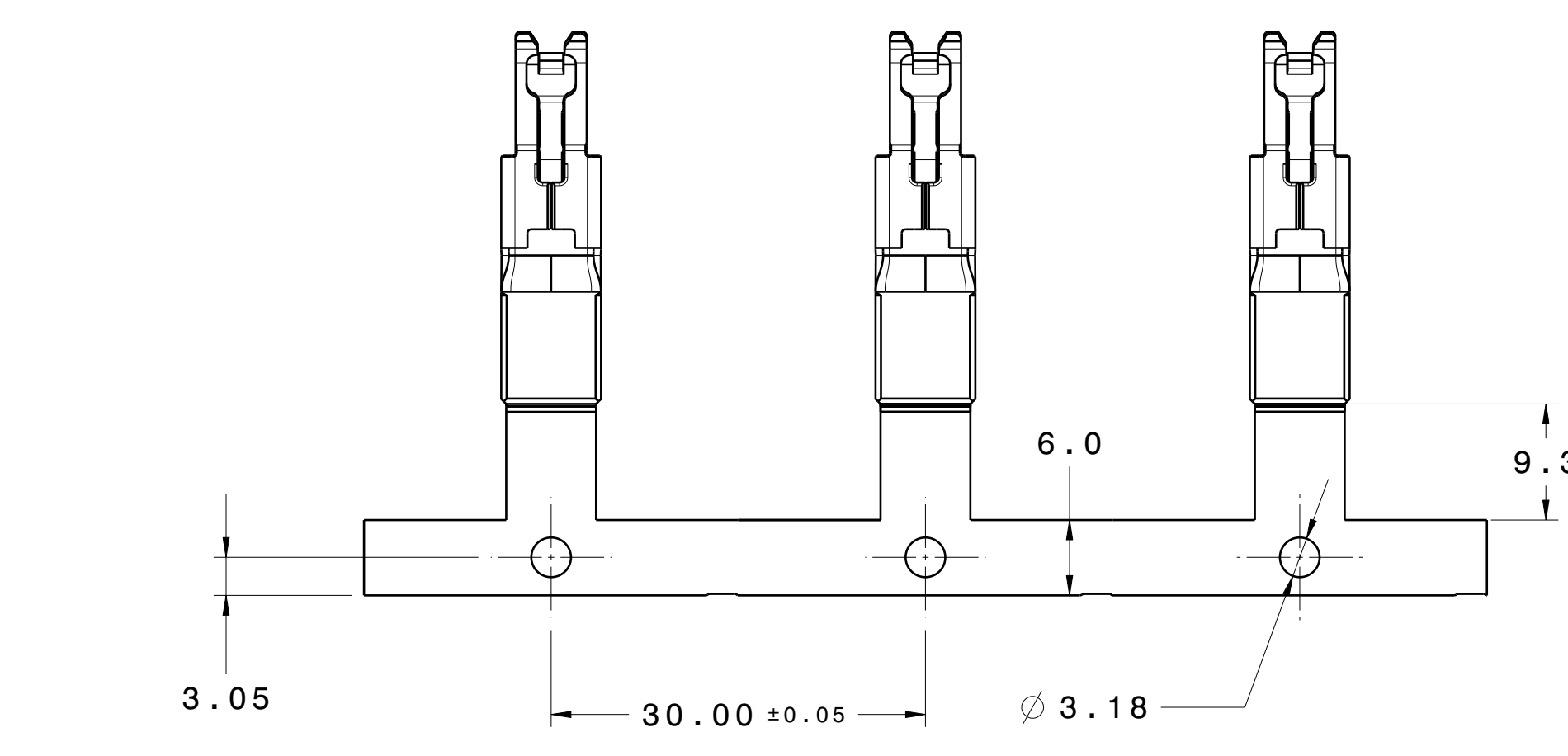
EXPLODED VIEW Scale: 4:1 E00319200, E02428900, E06951200, & E02429300



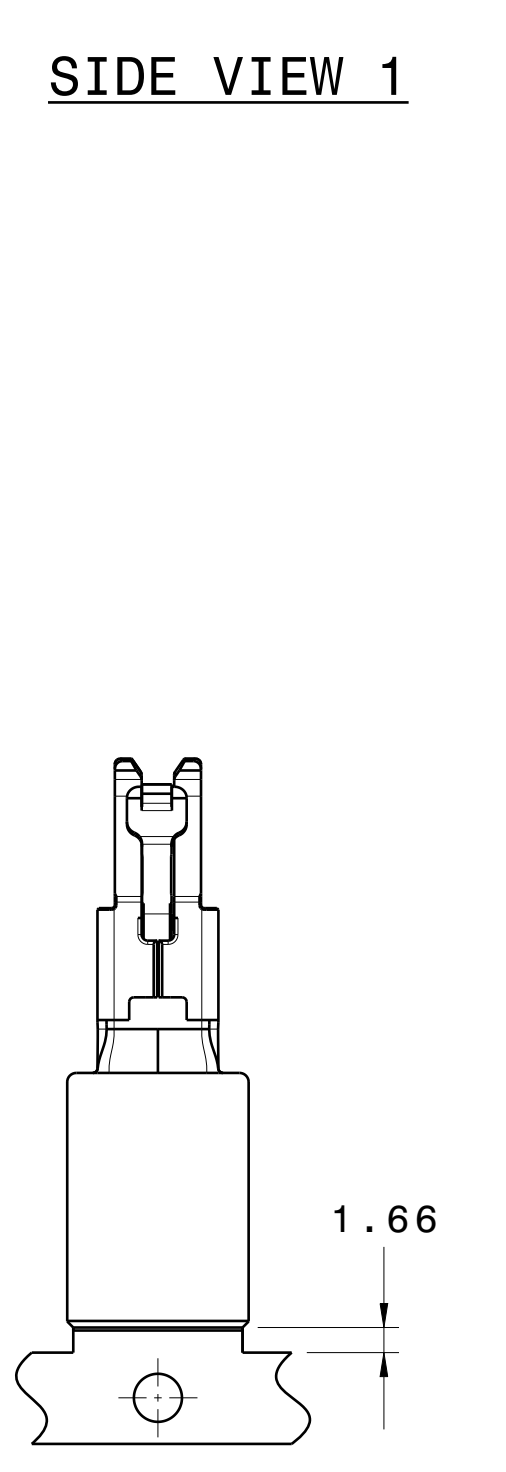
ISOMETRIC VIEW Scale: 4:1 E21615700



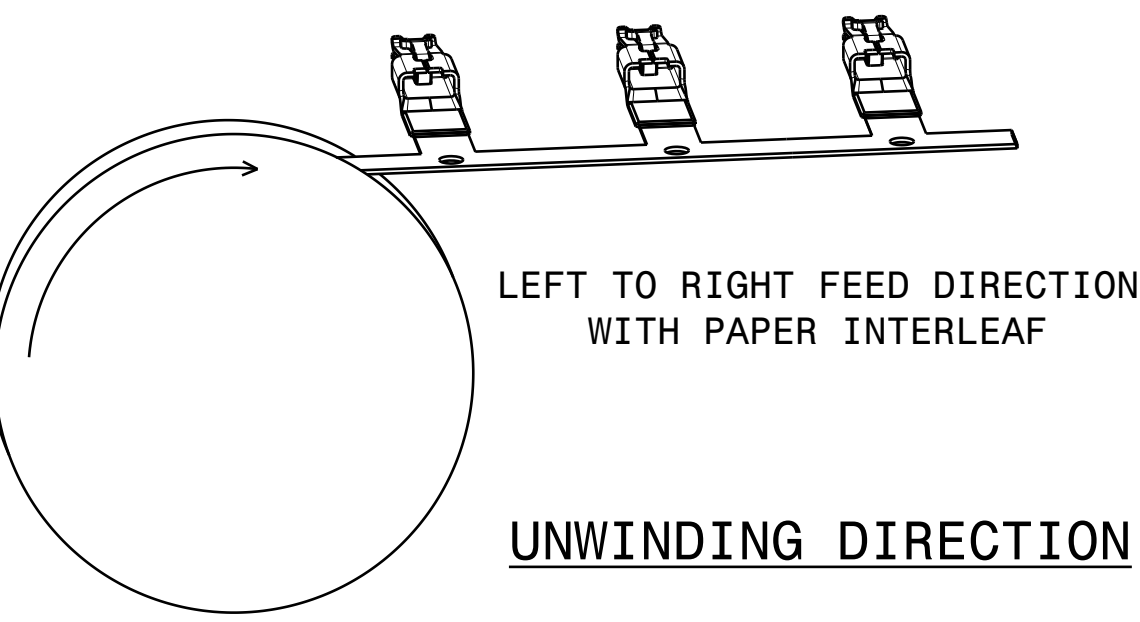
EXPLODED VIEW Scale: 4:1 E21615700



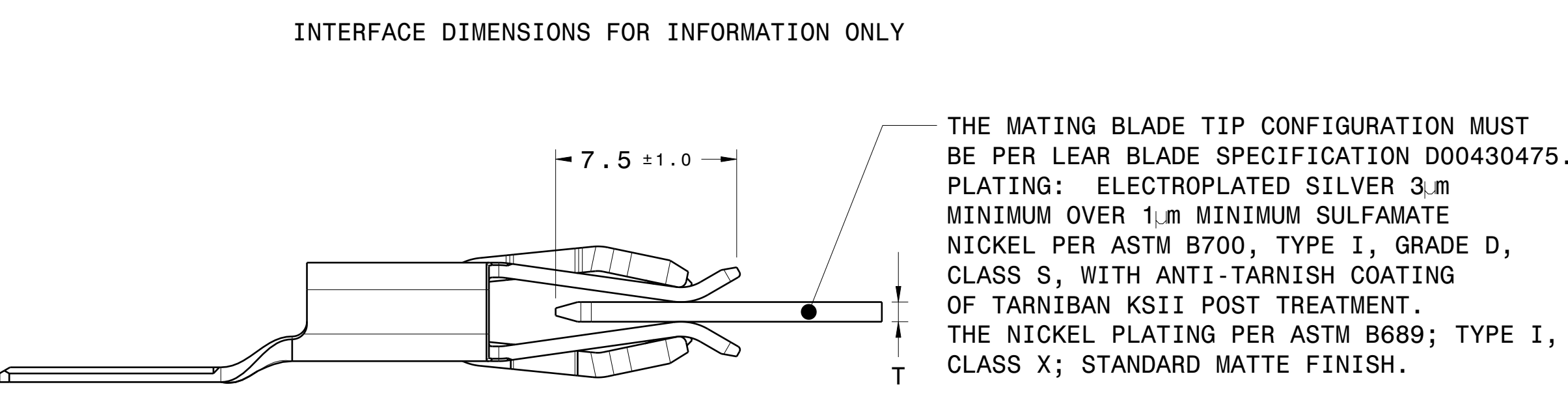
CARRIER DIMENSIONS FOR REFERENCE ONLY APPLICABLE FOR E00319200, E02428900, E06951200, & E02429300 ONLY Scale: 2:1



CARRIER DIMENSIONS FOR REFERENCE ONLY APPLICABLE FOR GPN E21615700 ONLY SAME AS GPN E00319200 EXCEPT AS SHOWN Scale: 2:1

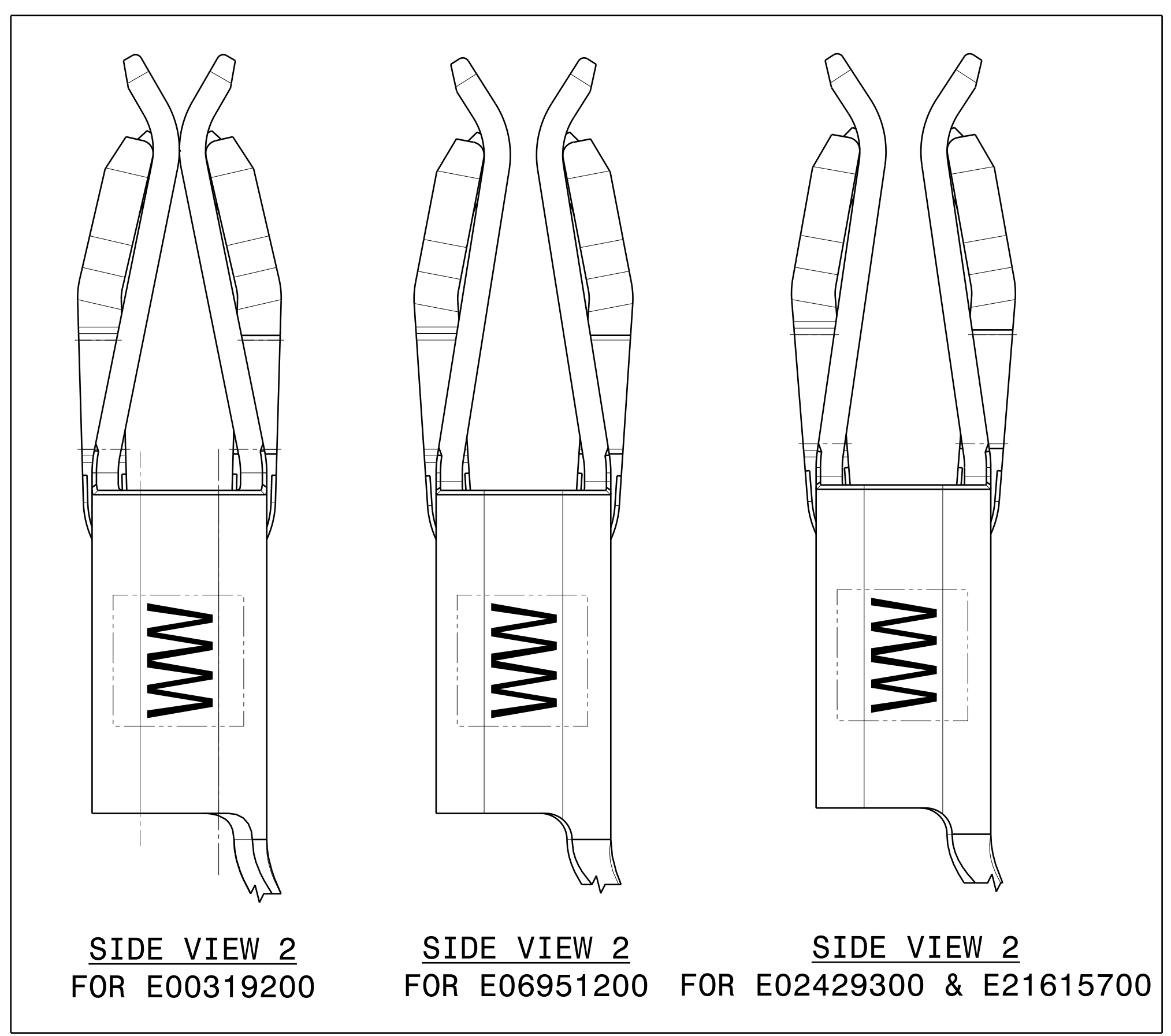


LEFT TO RIGHT FEED DIRECTION WITH PAPER INTERLEAF UNWINDING DIRECTION



INTERFACE TO BLADE Scale: 5:1

TAIL AFTER SINGULATION FROM CARRIER (APPLICATOR CONTROLLED)



SIDE VIEW 2 FOR E00319200 SIDE VIEW 2 FOR E06951200 SIDE VIEW 2 FOR E02429300 & E21615700

NOTES:

- GENERAL TOLERANCES:
1.1 ONE PLACE DIMENSIONS ±0.2
1.2 TWO PLACE DIMENSIONS ±0.10
1.3 ANGULAR DIMENSIONS ±2'
- BASE TERMINAL MATERIAL: COPPER ALLOY
SPRING MATERIAL: STAINLESS STEEL
- PLATING IN TERMINAL BASE CONTACT AREA TO BE SELECTIVE SILVER PLATING OVER SULFAMATE NICKEL UNDERPLATING.
- PARTS MUST BE SHIPPED FREE FROM ANY MANUFACTURING AGENT (OILS, RESINS, WAXES, SOLVENTS, AND CHEMICALLY INDUCED OR EXTERNALLY DEPOSITED RESIDUES). NO DEBRIS (PLASTIC OR METAL) ALLOWED IN SHIPPING PACKAGE.
- SHIPPING PACKAGE MUST NOT DAMAGE PRODUCT DURING TRANSIT.
- UNLESS OTHERWISE SPECIFIED ALL DRAWING VIEWS SHOW GPN E02428900.
- LEAR "L" STAMP AND ASSEMBLY DATE STAMP WW = WEEK, YY = YEAR, MUST BE LOCATED ON THE SIDES OF THE BOX. TEXT MUST BE LEGIBLE.
- COIN PERMISSIBLE AT THE SEAM AREAS OF THE BOX.
- SCORES USED TO HELP FORMING THE BOX ARE PERMISSIBLE. THE DEPTH OF SCORE NOT TO EXCEED 10% OF MATERIAL THICKNESS.
- UNLESS OTHERWISE SPECIFIED ALL DRAWING VIEWS SHOW TERMINAL AFTER SINGULATION FROM CARRIER.
- FOR ULTRASONIC WELDING GUIDELINES SEE USCAR 38. TERMINAL VALIDATION PER USCAR 2, ULTRASONIC WELDING VALIDATION PER USCAR 38.
- THE TERMINALS SHOWN ON THIS DRAWING (WITHOUT THE POLARIZATION KEY), SHOULD NOT BE USED FOR ANY GM APPLICATIONS.
- FOR TERMINAL CAVITY, SEE LEAR 6.3HC TERMINAL CAVITY SPECIFICATION D00452785.

CHART 1

ASSEMBLY GPN	ASSEMBLY DESCRIPTION	Dimension A MAXIMUM	Dim B	Dim C	Dim D	Dim E	Dim F	Dim G	Dim H	Dim T	Dim J	WIRE SIZE (mm ²)	ITEM NUMBER	QTY	COMPONENT DESCRIPTION	MATERIAL
E00319200	6.3 HC TERMINAL 0.80 BLADE	0.15	4.60	2.56	1.90	8.00	9.00	8.70	29.9	0.80	7.2	≤ 16	1	1	6.3HC TERMINAL BASE	COPPER ALLOY
E02428900	6.3 HC TERMINAL 0.80 BLADE LOW INSERTION	0.45	4.85	2.94	2.24	8.00	9.00	8.70	29.9	0.80	7.2	≤ 16	1	1	6.3HC TERMINAL BASE	COPPER ALLOY
E31270100	6.3 HC TERMINAL 1.00 BLADE LOW INSERTION	0.60	4.86	3.23	2.53	8.00	9.00	8.70	29.9	1.00	7.2	≤ 16	1	1	6.3HC TERMINAL BASE	COPPER ALLOY
E06951200	6.3 HC TERMINAL 1.00 BLADE LOW INSERTION	0.60	4.86	3.23	2.53	8.00	9.00	8.70	29.9	1.00	7.2	≤ 16	2	1	6.3HC TERMINAL SPRING	SS
E31270200	6.3 HC TERMINAL 1.20 BLADE LOW INSERTION	0.80	5.07	3.51	2.82	8.00	9.00	8.70	29.9	1.20	7.2	≤ 16	1	1	6.3HC TERMINAL BASE	COPPER ALLOY
E02429300	6.3 HC TERMINAL 1.20 BLADE LOW INSERTION	0.80	5.07	3.51	2.82	8.00	9.00	8.70	29.9	1.20	7.2	≤ 16	2	1	6.3HC TERMINAL SPRING	SS
E21615700	6.3 HC TERMINAL 1.20 BLADE LOW INSERTION	0.80	5.07	3.51	2.82	12.00	16.84	-	37.7	1.20	11.2	≤ 35	1	1	6.3HC TERMINAL BASE	COPPER ALLOY
E21615700	6.3 HC TERMINAL 1.20 BLADE LOW INSERTION	0.80	5.07	3.51	2.82	12.00	16.84	-	37.7	1.20	11.2	≤ 35	2	1	6.3HC TERMINAL SPRING	SS

BILL OF MATERIAL

ITEM NUMBER	QTY	COMPONENT DESCRIPTION	MATERIAL
1	1	6.3HC TERMINAL BASE	COPPER ALLOY
2	1	6.3HC TERMINAL SPRING	SS
1	1	6.3HC TERMINAL BASE	COPPER ALLOY
2	1	6.3HC TERMINAL SPRING	SS
1	1	6.3HC TERMINAL BASE	COPPER ALLOY
2	1	6.3HC TERMINAL SPRING	SS
1	1	6.3HC TERMINAL BASE	COPPER ALLOY
2	1	6.3HC TERMINAL SPRING	SS
1	1	6.3HC TERMINAL BASE	COPPER ALLOY
2	1	6.3HC TERMINAL SPRING	SS
1	1	6.3HC TERMINAL BASE	COPPER ALLOY
2	1	6.3HC TERMINAL SPRING	SS

REV.	ZONE	DESCRIPTION	CS/REL NO.	DATE	DESIGNER	CHECKER
AA		RELEASED FOR PRODUCTION	CS 248170	2013/07/02	POC	AB
AB		E02428900 CSE REPLACES DRAWINGS E00319200 SALES, E02428900 SALES, AND E02429300 SALES. ADDED PART NUMBERS E00319200, AND E02429300 TO CHART 1. DIMENSIONS CHANGED. 8.50 ±0.05/7.50 WAS (8.00)	CS 262064	2014/06/11	POC	AB
AC		ADDED DIMENSION BALLBOONS ADDED MMC TO GD&T REVISED GAP DIMENSIONS	CS 300470	2014/11/12	POC	AB
AD	D1	CHART 1 DIMENSION B 4.60 WAS 4.53 AND 4.90 WAS 5.07	CS 315478	2015/08/05	POC	M.GLOCK
	D3	REMOVED SPRING ATTACHMENT NOTE AND RENUMBERED REMAINING NOTES				
	D2	WELDING SPECIFICATION 00042175 WAS DRAWING E00319200 WELD				
	G2	BLADE INTERFACE NOTE REVISED				
	A1	E02428900 WAS E02428900_CUS				
	D1	2.94 WAS 2.89				
	D1	3.51 WAS 3.46				
AF	D7	ADDED COIN.	CS 345493	2018/01/26	C. SOCO	S. RAHMAN
	D3	ADDED TOLERANCE NOTES.				
	C1	REVISED WIRE SIZE				
	D1	5.07mm SPRING HEIGHT FOR 0.80mm GAP VERSION WAS 4.90mm.				
AG	D2	REVISED NOTES #4 & #11.	CH-0108264	2018/11/23	F.ANTIGA	S. RAHMAN
	D3	ADDED NOTE #5.				
AH	D2	ADDED NOTE #12, REGARDING GM APPLICATIONS.	CH-0110632	2019/06/12	C. SOCO	S. RAHMAN
AJ	H1	ADDED PART NUMBER E21615700.	CH-0116607	2019/08/29	F.ANTIGA	S. RAHMAN
	E1	ADDED CHART DIMENSIONS E, F, G, AND H.				
	C3	REVISED NOTE 4.				
	D8	ADDED SECTION VIEW C-C.				
AK	G2	REVISED MATING BLADE INTERFACE NOTE.	CH-0113329	2020/02/09	C. SOCO	S. RAHMAN
	D1	REVISED DIMENSIONS F & H.				
	C1	ADDED CHARTED DIM. J.				
	F3	ADDED CARRIER VIEW FOR GPN E21615700.				
AL	E1	0.45 WAS 0.40 FOR DIM. A OF GPN E02428900.	CH-0115321	2020/09/04	M. SAGARINIS	S. RAHMAN
	C2	ADDED NOTE #13.				
	C2	REVISED NOTE #11.				
	E1	4.55 WAS 4.51 FOR DIM. B OF GPN E02428900.				
AM	F1	ADDED GPN E31270100, & E31270200.	CH-0117410	2021/05/06	M. SAGARINIS	S. RAHMAN
AN	F1	REVISED GPN E31270100, E31270200, & E21615700 TO INCREASE WELD TAB LENGTH BY 4.62.	CH-0118590	2021/09/24	M. PRENDOL	S. RAHMAN

ANGLE PROJECTION: FIRST ANGLE

MATERIAL FINISH/SURFACE COLOR: N/A

WEIGHT CAD: N/A

VOLUME CAD: N/A

SCALE: 10:1

START DATE: 2013/02/27

DRAWN: P. CASTELLANI

APPROVED: ENGR. S. RAHMAN, CHECKER: A. BUTCHER, APPROVER: B. RANGI

TITLE: 6.3HC AXIAL WITHOUT POLARIZATION TERMINAL ASSEMBLY CUSTOMER

CAD DIRECTORY / LOCATION: DRAWING FILE NAME: E02428900-AMR00-CAT3.dwg

LAST UPDATE: 2021/09/24

SEM DOCUMENT ID / DRAWING NUMBER: E02428900

REV: AN

SHEET: 1

OF: 1

TYPE: CG

NOT USED: 16

LAST USED: 20

CONFIDENTIAL - THIS DRAWING AND ALL INFORMATION DISCLOSED HEREIN ARE OWNED BY LEAR CORPORATION AND ARE NOT TO BE DISTRIBUTED OR DISSEMINATED IN ANY MANNER UNLESS EXPRESSLY AUTHORIZED IN WRITING BY LEAR CORPORATION

DATA US RX E ANSI